






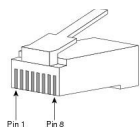


# Configurazione Datalogic Heron / Touch65 per ITAL MECH – TOUCH – PRINTER

1	<p><b>RESTORE DEFAULT</b></p> 
2	<p>RS232 Standard</p> 
3	<p>Enter Configuration</p> 
4	<p>◆ 9600 baud</p> 
5	<p>◆ none</p> 
6	<p>◆ 8 bits</p> 
7	<p>◆ 1 stop bit</p> 

8	<p>software (XON/XOFF)</p> 
9	<p>Code Identifier ◆ disable</p> 
10	<p>one character terminator</p> 
11	 <p>0</p>
12	 <p>D</p>
13	<p>Exit and Save Configuration</p> 



ECR connettore RJ45	connettore DB9 M per cavo scanner CAB-350 + alim. PG5-05P55
6	2
7	3
4	5